

IU School of Education

Spring Faculty Meeting

May 1, 2015

10:00 a.m. - Noon



INDIANA UNIVERSITY

SCHOOL OF EDUCATION

Agenda

- 1) Welcome and Announcements
- 2) Honoring Retiring Faculty (chairs)
- 3) Dean's Report
- 4) Budget Summary
- 5) Graduate and Undergraduate Enrollment
- 6) Funded Research Productivity
- 7) General Discussion on Other Issues

Welcome & Announcements



INDIANA UNIVERSITY

SCHOOL OF EDUCATION

Honoring Retiring Faculty

Department Chairs



INDIANA UNIVERSITY

SCHOOL OF EDUCATION

Honoring Retiring Faculty

Barry Bull

Don Hossler

Tom Sexton

Bob Sherwood

Faculty Promotions

Bloomington and Indianapolis



INDIANA UNIVERSITY

SCHOOL OF EDUCATION

Faculty Promotions (IUB)

Joshua Danish – Associate Professor

Kylie Pepler – Associate Professor

Beth Samuelson – Associate Professor

Ellen Vaughan – Associate Professor

Mary Waldron – Associate Professor

Gretchen Butera – Professor

Suzanne Eckes – Professor

Dan Hickey – Professor

Amber Dumford – Associate Research Scientist

Faculty Promotions (IUPUI)

Crystal Morton – Associate Professor

Natasha Flowers – Clinical Associate Professor

Stacy Morrone – Professor

Dean's Report

Dean Gerardo Gonzalez



INDIANA UNIVERSITY

SCHOOL OF EDUCATION

Budget Summary

Bloomington and IUPUI



INDIANA UNIVERSITY

SCHOOL OF EDUCATION

Bloomington

Revenue	FY15 Budget	FY15 Est Actual	Variance
Tuition and Student Fees	\$ 31,684,873	\$ 32,168,801	\$ 483,928
State Appropriation	\$ 8,532,254	\$ 8,532,254	\$ -
Indirect Cost Recovery	\$ 1,250,000	\$ 1,380,424	\$ 130,424
Miscellaneous Income including Transfers	\$ 765,391	\$ 781,911	\$ 16,520
Gross Revenue	\$ 42,232,518	\$ 42,863,390	\$ 630,872
Assessments	\$ (12,733,086)	\$ (12,733,086)	\$ -
Net Revenue	\$ 29,499,432	\$ 30,130,303	\$ 630,872
Expenditures			
Compensation including Salaries and Wages	\$ 24,418,764	\$ 23,598,576	\$ (820,188)
Financial Aid	\$ 3,581,145	\$ 3,265,296	\$ (315,849)
General Expense	\$ 719,100	\$ 1,183,280	\$ 464,180
Travel	\$ 392,073	\$ 391,806	\$ (267)
Capital	\$ 25,000		\$ (25,000)
Miscellaneous plus Transfers	\$ 363,350	\$ 1,613,681	\$ 1,200,331
Total Expenditures	\$ 29,499,432	\$ 30,052,639	\$ (503,207)
Year End Position			\$ 77,664

IUPUI

Revenue	FY15 Budget	FY15 Est Actual	Variance
Tuition and Student Fees	\$ 7,430,603	\$ 7,144,716	\$ (285,887)
State Appropriation	\$ 3,677,967	\$ 3,624,948	\$ (53,019)
Indirect Cost Recovery	\$ 180,000	\$ 225,000	\$ 45,000
Miscellaneous Income including Transfers	\$ -	\$ 6,898	\$ 6,898
Gross Revenue	\$ 11,288,570	\$ 11,001,562	\$ (287,008)
Assessments	\$ (4,094,352)	\$ (4,094,352)	\$ -
Chancellor's Reallocation Fund	\$ 59,929	\$ 133,647	\$ 73,718
Net Revenue	\$ 7,254,147	\$ 7,040,857	\$ (213,290)
Expenditures			
Compensation including Salaries and Wages	\$ 6,668,743	\$ 6,303,224	\$ (365,519)
Financial Aid	\$ 249,704	\$ 249,704	\$ -
General Expense	\$ 283,010	\$ 314,750	\$ 31,740
Travel	\$ 38,800	\$ 45,000	\$ 6,200
Reserves	\$ (92,057)	\$ -	\$ 92,057
Miscellaneous plus Transfers	\$ 105,947	\$ 35,660	\$ (70,287)
Total Expenditures	\$ 7,254,147	\$ 6,948,338	\$ (305,809)
Year End Position			\$ 92,519

Graduate & Undergraduate Enrollment

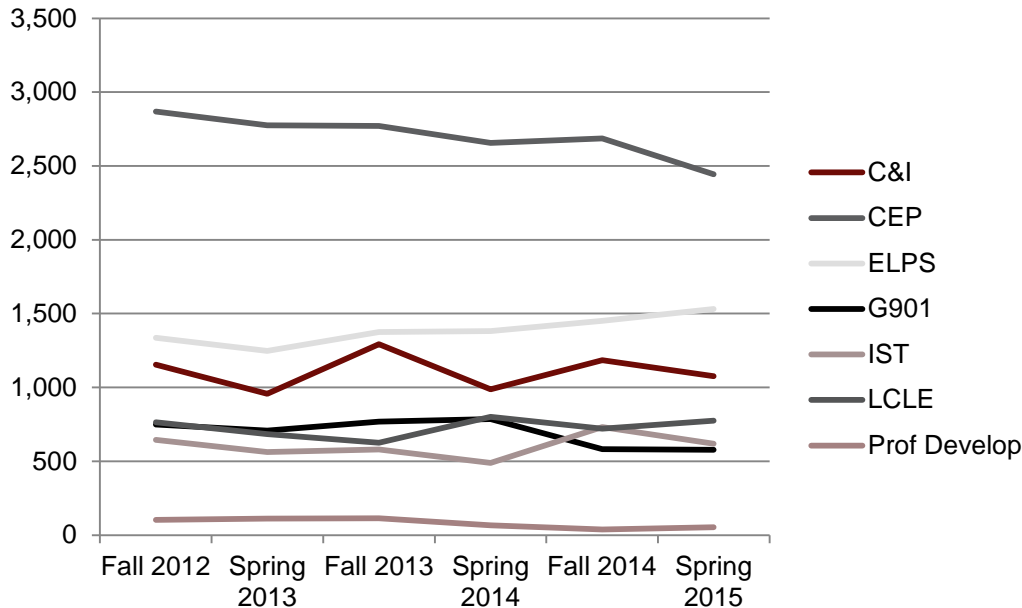
Bloomington



INDIANA UNIVERSITY

SCHOOL OF EDUCATION

IUB Graduate Credit Hours



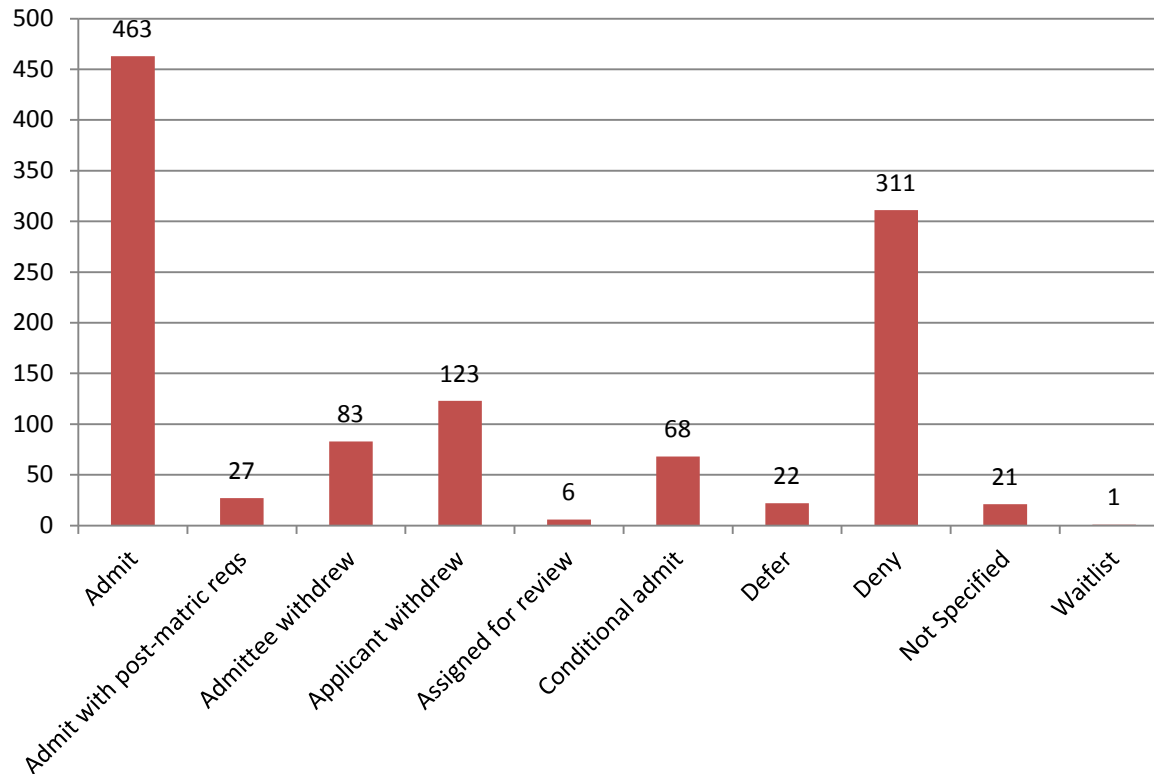
- fall tends to exceed spring in credit hours
- spring to spring comparisons show ~2% rise 2013-14 and 2014-2015 (without G901 or Prof Dev)
- credit hour production in the 5 departments best characterized as “holding steady”

G901 credits are down substantially – likely multiple reasons.

Professional development not housed within departments has been reduced deliberately.

Dept.	Fall 2012	Spring 2013	Fall 2013	Spring 2014	Fall 2014	Spring 2015
C&I	1,155	958	1,293	987	1,185	1,077
CEP	2,868	2,776	2,772	2,657	2,686	2,444
ELPS	1,337	1,248	1,376	1,382	1,451	1,531
G901	750	708	768	786	583	577
IST	646	562	579	488	731	618
LCLE	765	683	625	802	720	774
Prof Develop	104	112	115	66	39	53

Bloomington Graduate Admissions



Completed apps

- 2013 = 1136
- 2014 = 1080
- 2015 = 1125

Percentage apps/admits

- Admitted - 56.97%
- Denied – 27.64%

Admissions are in progress –at this time the numbers show:

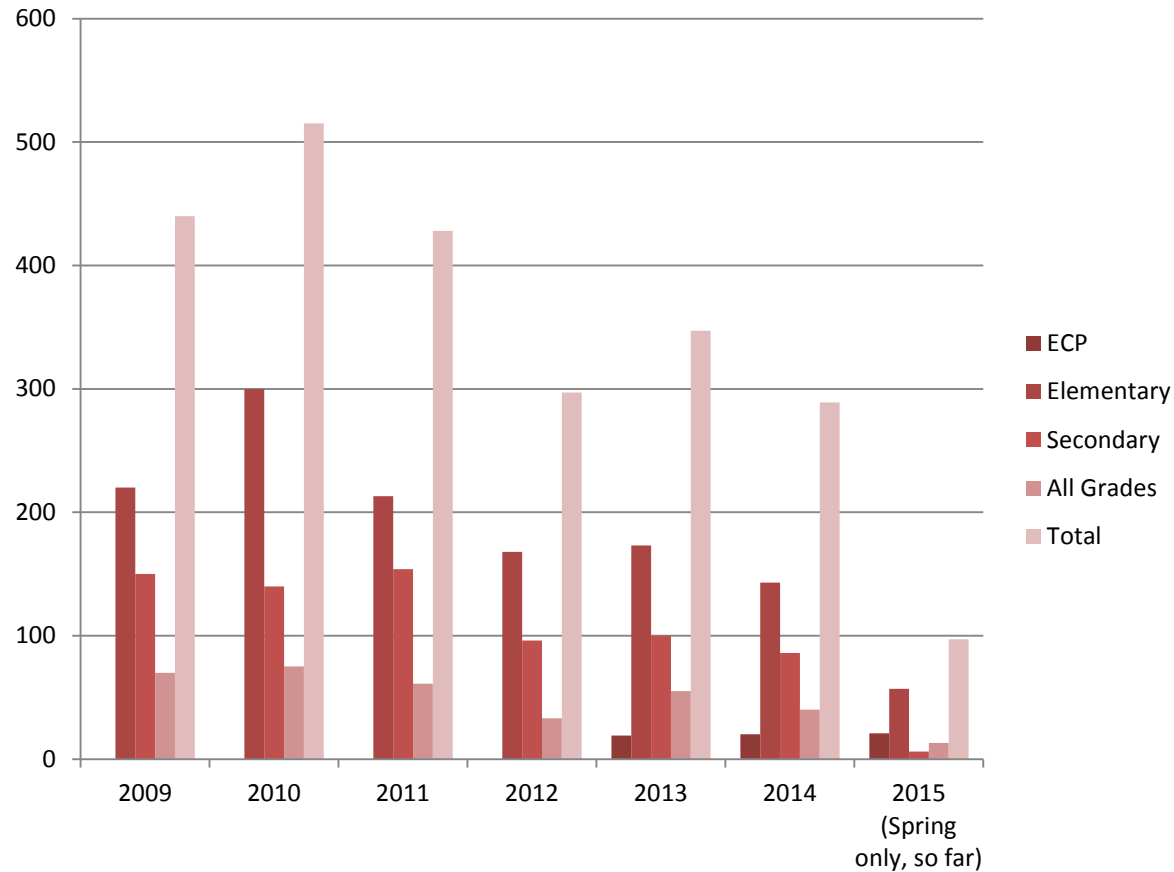
- 27 admissions without decisions yet (about 2.4%)
- fewer withdrawals than we will have by start of term

IUB Graduate Fellowships

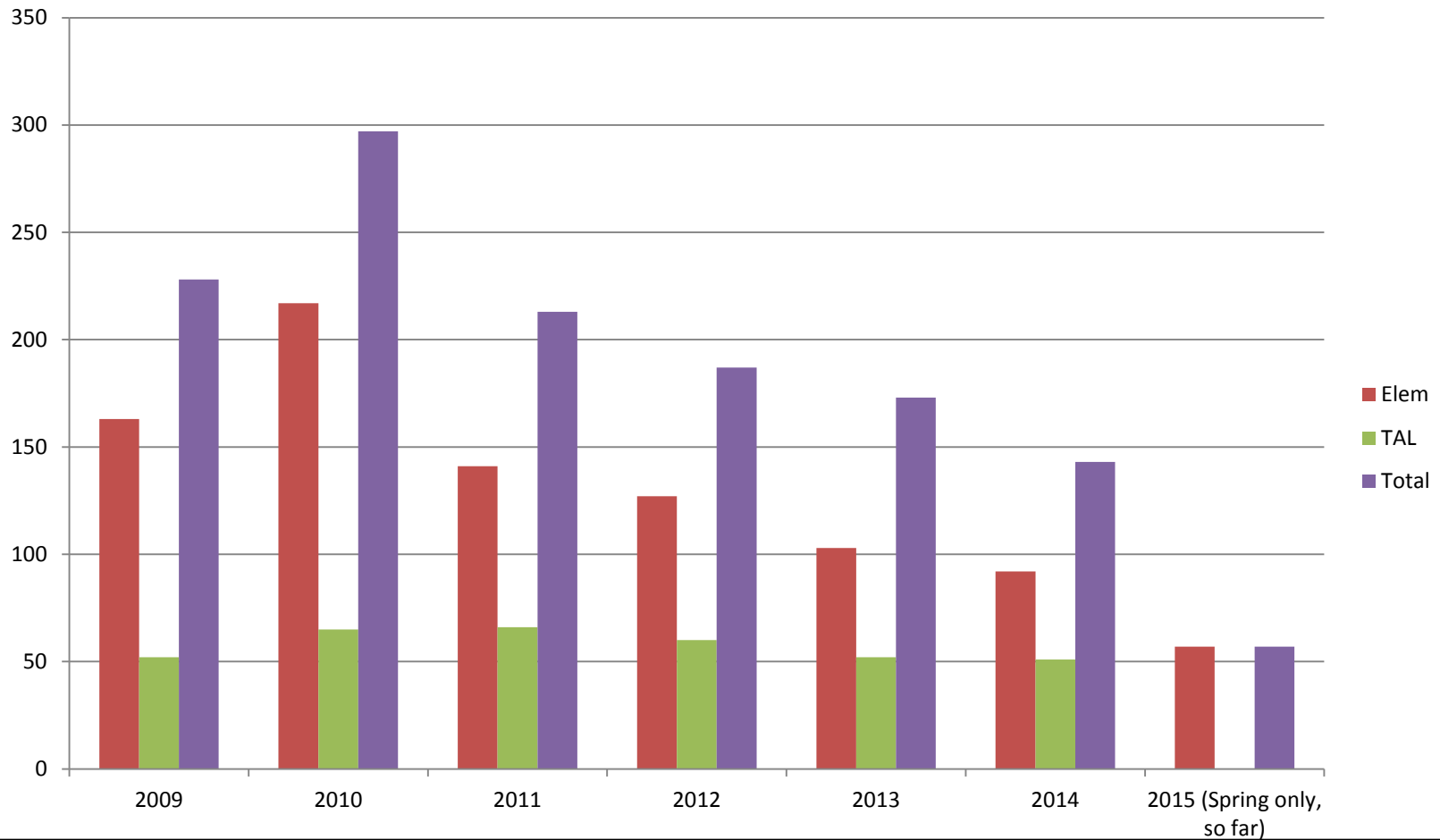
	<i>Offered</i>	<i>Accepted /Declined</i>
UGS:		
Grad Scholars	Grad Scholars – 0	GS -- 0
McNair	McNair – 2	McNair – waiting
EOF	EOF – 5	EOF – 5 accepted
President’s Diversity Recruitment Fellowship	PDRF – 1	PDRF – 1 declined
President’s Diversity Dissertation	PDD – 1	PDD – 1 accepted
Diversity Travel Scholar	DTS - 2	DTS – 2 accepted
Dean’s Fellowship	1	1 accepted
SoE Fellowship	64	3 accepted 3 declined
Faculty Fellowship	15	9 accepted 5 declined 1 undecided
Proffitt Fellowship	7	5 accepted 2 declined
Edwards Fellowship	1	1 undecided
Beechler Fellowship	5	5 accepted

- **UGS fellowships include the McNair, Grad Scholars, and EOF under-represented groups (total 10 offers)**
- **NEW UGS fellowship – Diversity Dissertation: SoE had one awarded in campus-wide competition**
- **4 out of 35 of our internal recruitment fellowship offers were to applicants from under-represented groups ... 1 applicant did not disclose information.**

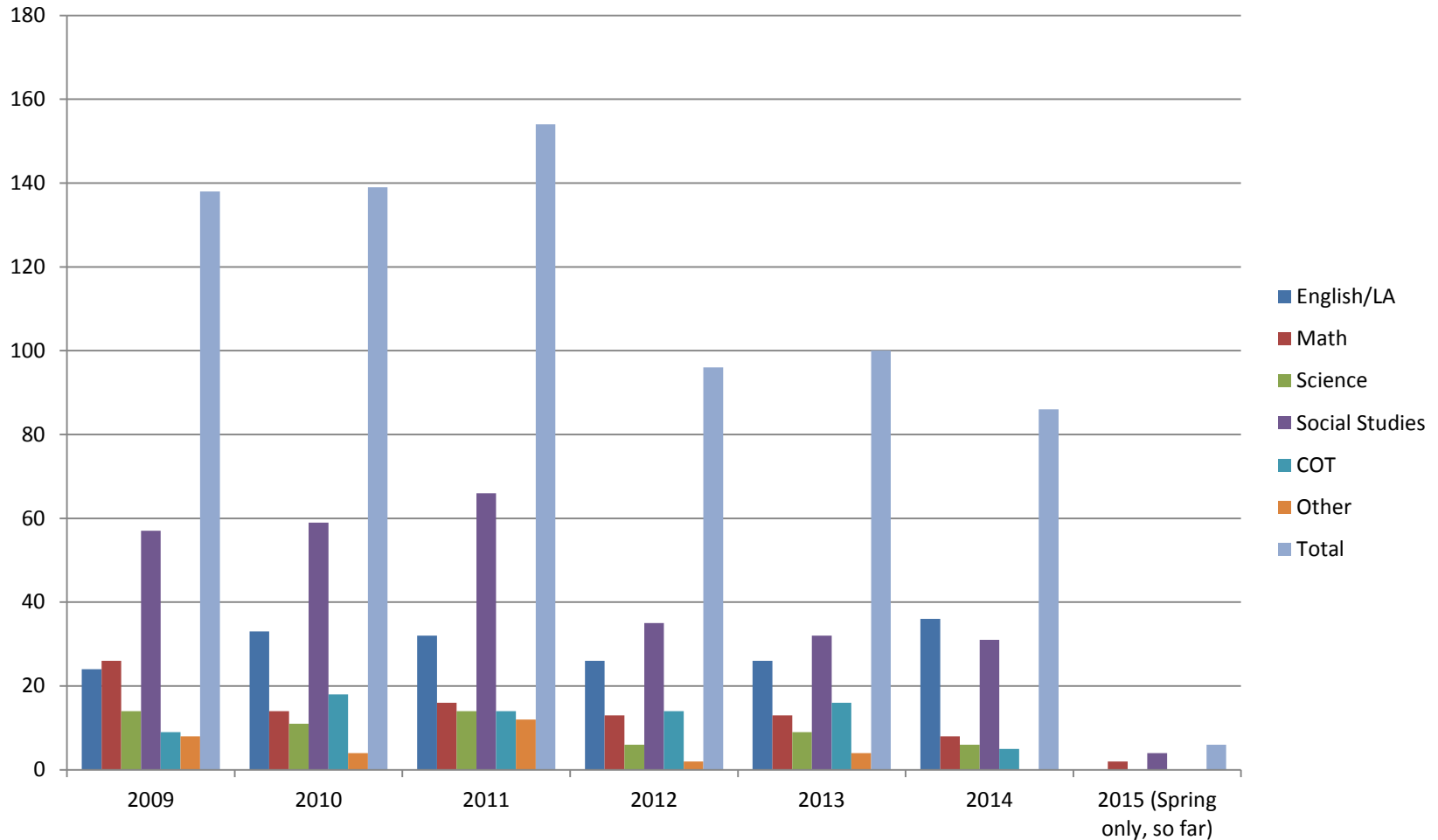
Bloomington Teacher Education Enrollment



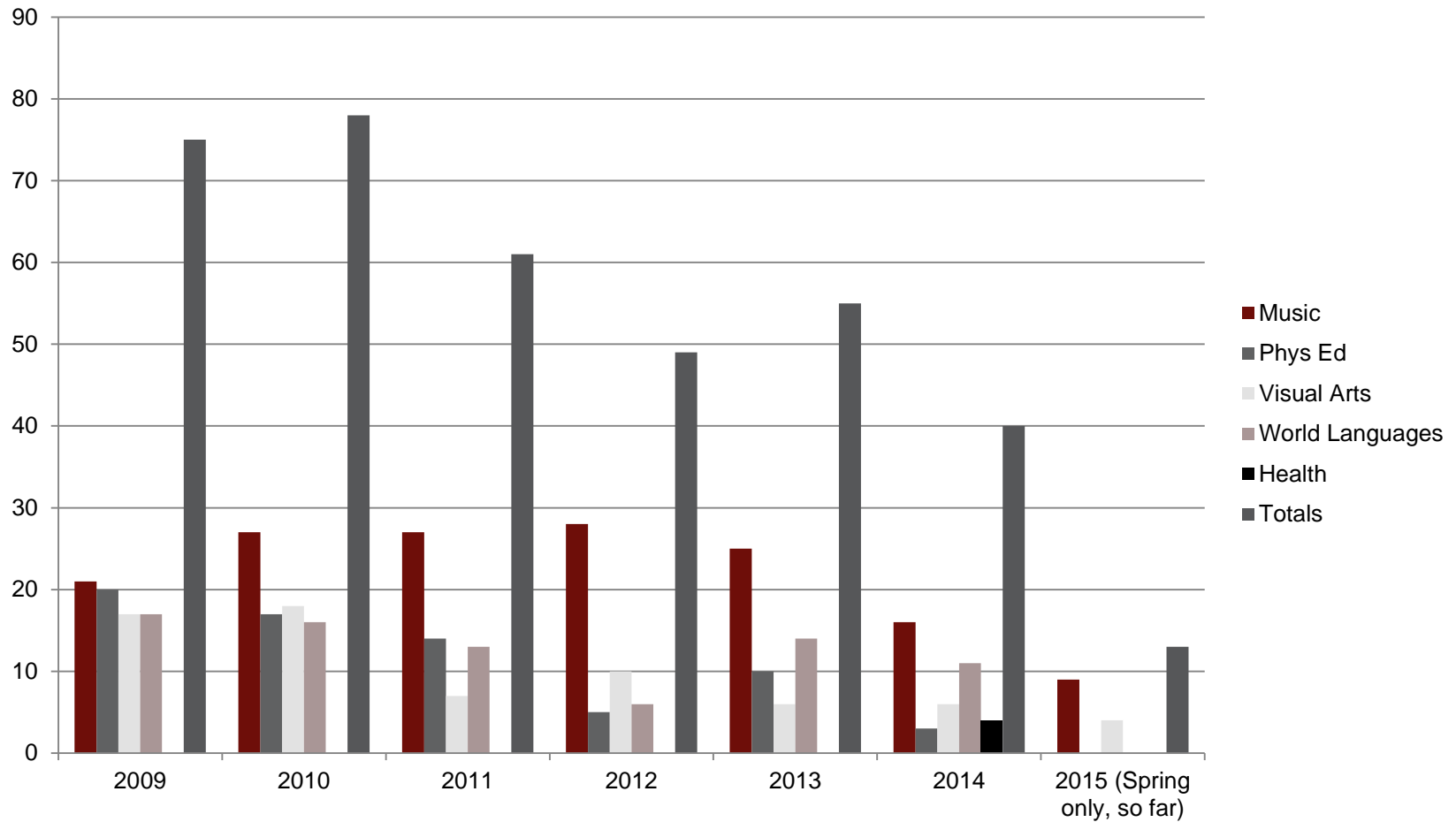
Bloomington Teacher Education Enrollment – Elementary Programs



Bloomington Teacher Education Enrollment – Secondary Programs



Bloomington Teacher Education Enrollment – All Grades Programs



TEP Admission Numbers

Spring Admission for Fall Terms

Program	March 2010 Admitted for Fall 2010	March 2011 Admitted for Fall 2011	March 2012 Admitted for Fall 2012	March 2013 Admitted for Fall 2013	March 2014 Admitted for Fall 2014	March 2015 Admitted For Fall 2015 (so far)
EARLY CHILDHOOD EDUCATION				19	20	21
ELEMENTARY	120 FULL	99	84	71	67	57
VISUAL ARTS	18 FULL	7	10	6	6	4
SOCIAL STUDIES	25	40 Full	9	13 11=History 2=Poll Sci	9 9=History	4 4 = History
JOURNALISM	1	0	0	0	0	0
THEATRE	0	0	0	0	0	0
CoT EXCEPTIONAL NEEDS	11 2=Math 7=English 2=Science	5 4=English 1=Science	0	2 1=English 1=Science	1 1=Science	0
CoT SECONDARY	3 Language Arts	5 3=Social St. 1=Math 1=English	5 1=Social St. 3=Math 1=Health	5 1=Science 1=Math 2=English 1=Social Studies	2 1=Social St. 1=English	2 2 = Math
CoT ALL SCHOOL SETTINGS			1 1=Visual Arts	1 1=Spanish	0	0
HEALTH EDUCATION	2	5	0	1	1	0
PHYSICAL EDUCATION	8	8	1	6	1	0
MUSIC EDUCATION	19	12	20	19	11	9
TOTAL	207	181	130	143	118	97

Graduate & Undergraduate Enrollment

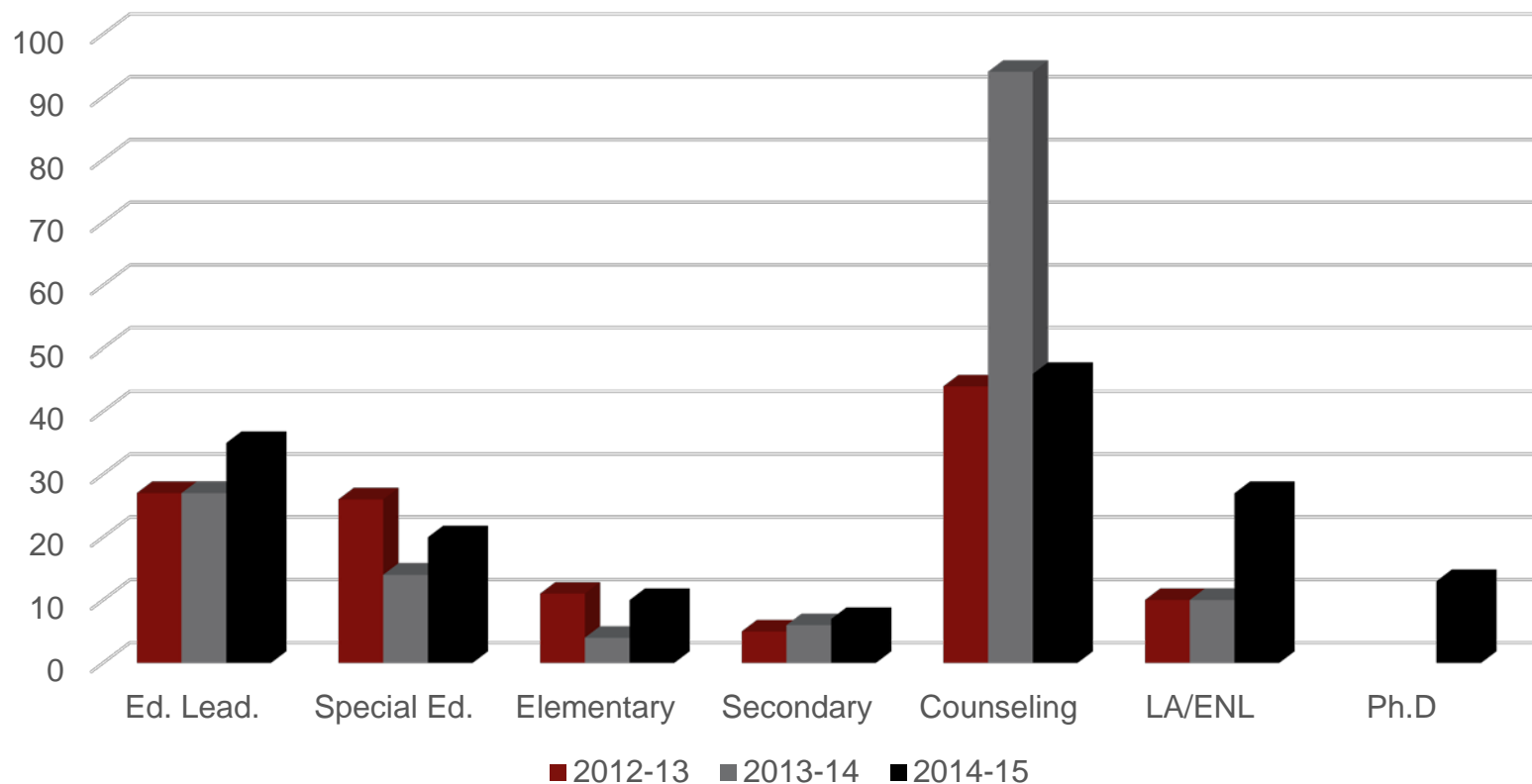
Indianapolis



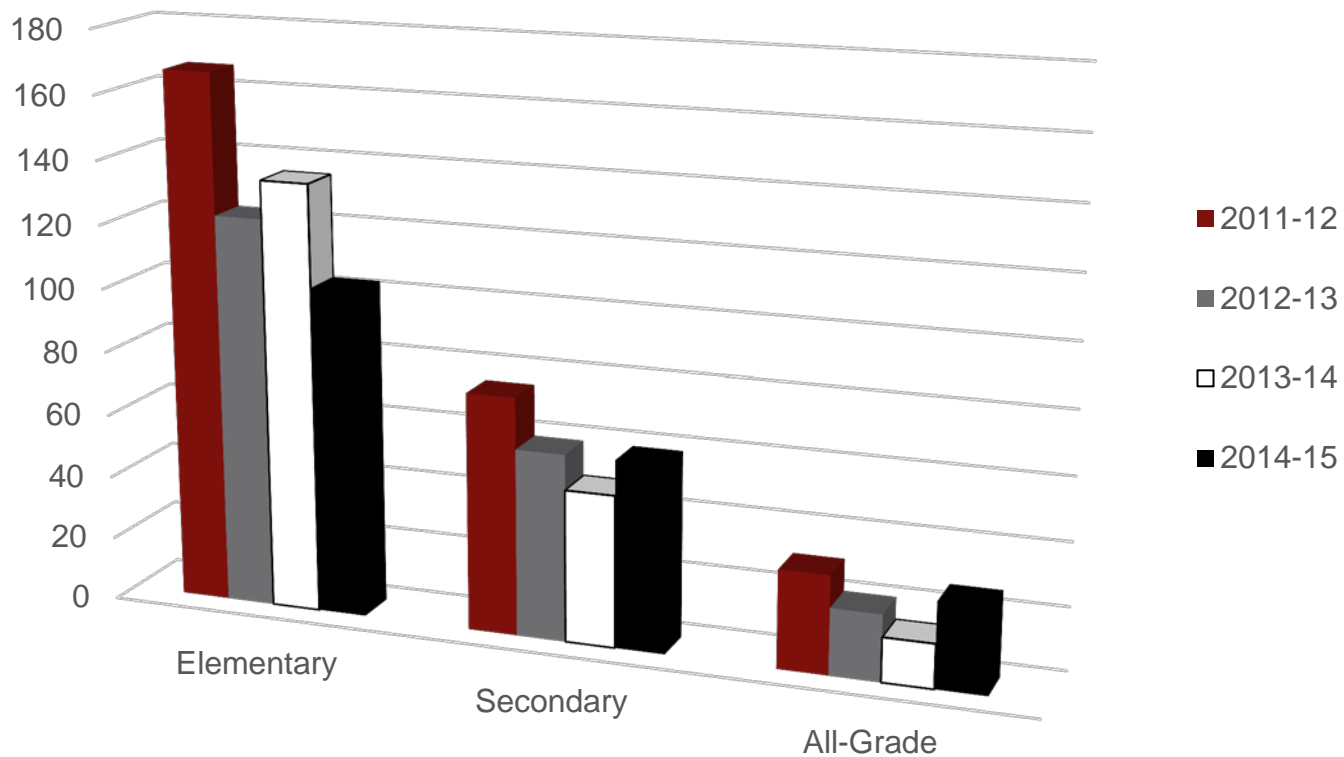
INDIANA UNIVERSITY

SCHOOL OF EDUCATION

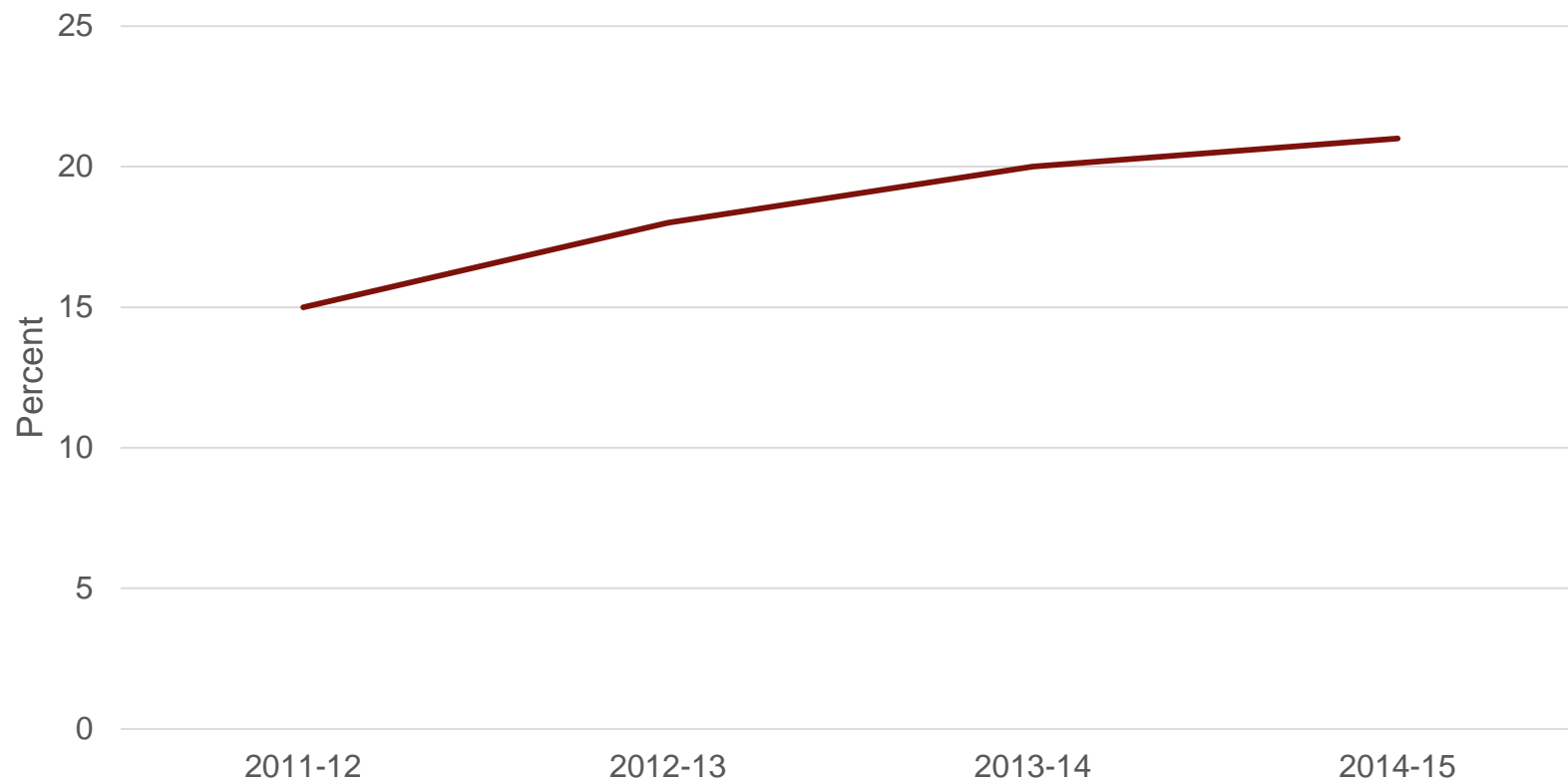
Indianapolis Admission Data for Graduate Programs



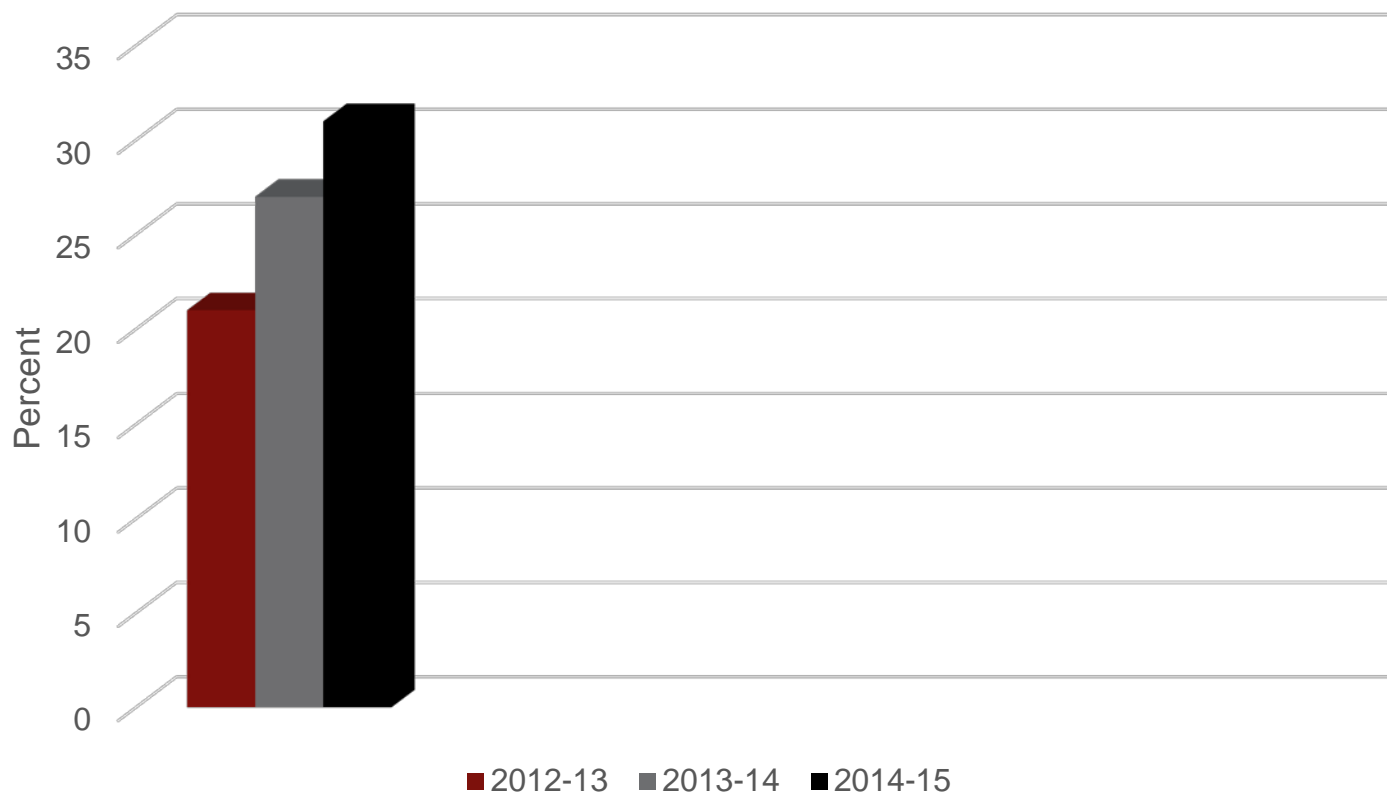
Indianapolis Admission Data For Teacher Education Programs



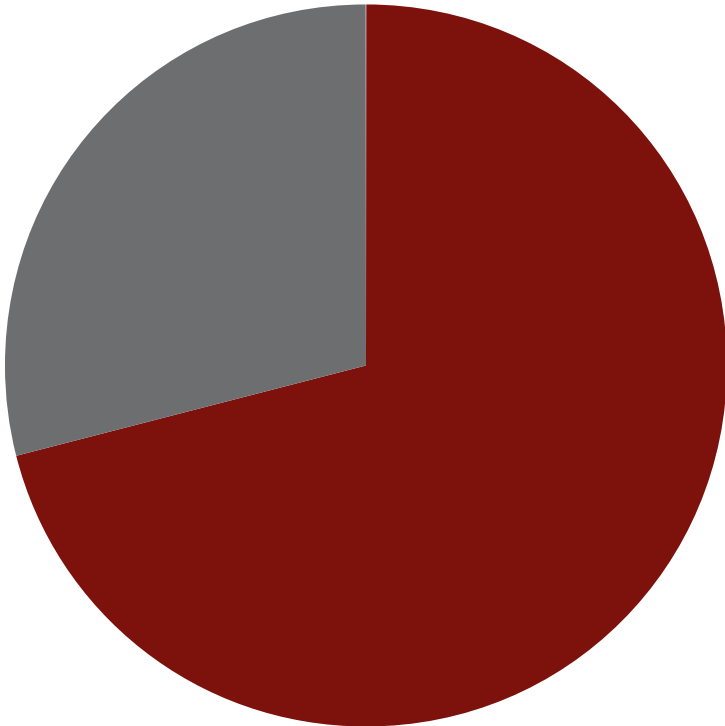
Indianapolis Students of Color School of Education



Indianapolis Faculty of Color School of Education



Indianapolis Faculty by Title



■ Tenure/Tenure Track ■ Clinical

Research & Development



INDIANA UNIVERSITY
SCHOOL OF EDUCATION

Research & Development Committee

- Anne Stright – Chair
- Amy Hackenberg
- Tom Nelson Laird
- Mary Waldron
- Brendan Maxcy (IUPUI)
- Brian Plankis (IUPUI)
- Craig Willey (IUPUI)
- Mary Richardson (Staff)
- Sudipta Roy– Student Rep
- Terry Mason – Ex-Officio

Internal Grant Awards

Proffitt Internal Grant (5 submitted, 2 funded)

- **Joshua Danish (IU-B) and Adam Maltese (IU-B)**
Examining Early Elementary Modeling of Complexity with High-Resolution Multimodal Learning Analytic Techniques
- **Janet Decker (IU-B)**
A Comprehensive Examination of Special Education Legal Literacy: School Attorney, Administrator, Educator, and Pre-Service Teacher Perspectives

Creative Paths to Peace Grant (4 submitted, 1 funded)

- **Cary Buzzelli (IU-B) and Kathryn Engebretson (IU-B)**
Professional Development for Peace Education in a Conflict Zone: A Learning Community in South Sudan

Research Proposal Incentive Fund and Tilaar Fund: To be announced
(1 submitted for each)

Proffitt Summer Faculty Fellowship (4 submitted, all funded)

- **Jennifer Conner-Zachocki (IUPU-C) and Sharon Daley (IU-B)**
An Investigation of the Situated Identities of Elementary Education Student Teachers
- **Krista Glazewski (IU-B)**
Videocase Engagement Toward Design Problem Solving: What and How do Preservice Teachers Learn?
- **Brian Plankis (IUPUI)**
Continuing Research on the Influence of Workshop and School Support Systems on Novice Teacher Attempts to Incorporate STEM Activities at the Elementary Level
- **Teresa Sosa (IUPUI) and Samantha Scribner (IUPUI)**
Pedagogical and Organizational Practices Aimed at Developing College and Career Readiness Among Secondary English Language Learners

Internal Funding Opportunities

Office of the Vice Provost for Research:

<http://ovpr.indiana.edu/funding/internal-funding-programs/>

- **Faculty Research Support Program (Seed Funding)**
 - Award maximum: \$40,000
 - Summer deadline: July 1 (June 15 – SoE)
 - Fall Deadline: November 1 (October 19 - SoE)
- **Faculty Research Support Program (External Resubmission)**
 - Award maximum: \$75,000
 - Open call for proposals (within four months of receiving agency reviews)
- **Collaborative Research and Creative Activity Funding**
 - Award maximum: \$20,000
 - Spring Deadline: May 4
 - Fall Deadline: TBD
- **Grant-in-Aid**
 - Award maximum: \$3000
 - Fall deadline: October 1

School of Education

<http://education.indiana.edu/faculty/funding.html>

- Proffitt Internal Grant Competition – December 18, 2015
- Proffitt Summer Faculty Fellowship – December 18, 2015
- Fund for the Advancement of Peace and Education: Creative Paths to Peace – December 18, 2015
- Research Proposal Incentive Fund – February 1, 2016
- Tilaar Faculty Support Fund – December 18, 2015
- Start Over Fund (Associate Professors) - Open call for proposals

U.S. Department of Education – Institute for Educational Sciences

- Education Research and Special Education Research Grant Programs

<http://ies.ed.gov/funding/>

Deadlines: August, 2015

Sponsored Research Trends FY11 to FY15
School of Education Bloomington

	FY 2011	FY 2012	FY 2013	FY 2014	FY 2015 July 1, 2014 – March 31, 2015
Proposal Numbers	157	137	118	121	84
Proposal Dollars	\$28,475,323	\$18,467,778	\$31,691,874	\$15,750,824	\$37,771,565
Award Dollars	\$19,428,581	\$7,339,778	\$12,242,322	\$8,322,828	\$9,814,881
Expenditure Dollars	\$10,703,387	\$10,675,791	\$9,768,004	\$10,560,025	\$7,247,175
Indirect Dollars	\$1,377,256	\$1,522,236	\$1,435,243	\$1,496,746	\$1,415,715
IC as % of Exp	12.9%	14.3%	14.7%	14.2%	19.5%

Sponsored Research Trends FY11 to FY15
School of Education IUPUI

	FY 2011	FY 2012	FY 2013	FY 2014	FY 2015 July 1, 2014 – March 31, 2015
Proposal Numbers	20	15	24	15	18
Proposal Dollars	\$3,499,318	\$2,113,621	\$3,404,199	\$942,730	\$4,686,837
Award Dollars	\$1,874,779	\$2,114,731	\$2,034,375	\$1,814,356	\$2,151,222
Expenditure Dollars	\$1,852,274	\$2,421,202	\$2,405,701	\$2,405,733	\$1,419,044
Indirect Dollars	\$117,404	\$222,195	\$268,602	\$321,459	\$312,450
IC as % of Exp	6.3%	9.2%	11.2%	13.4%	22.0%

General Discussion on Other Issues



INDIANA UNIVERSITY

SCHOOL OF EDUCATION